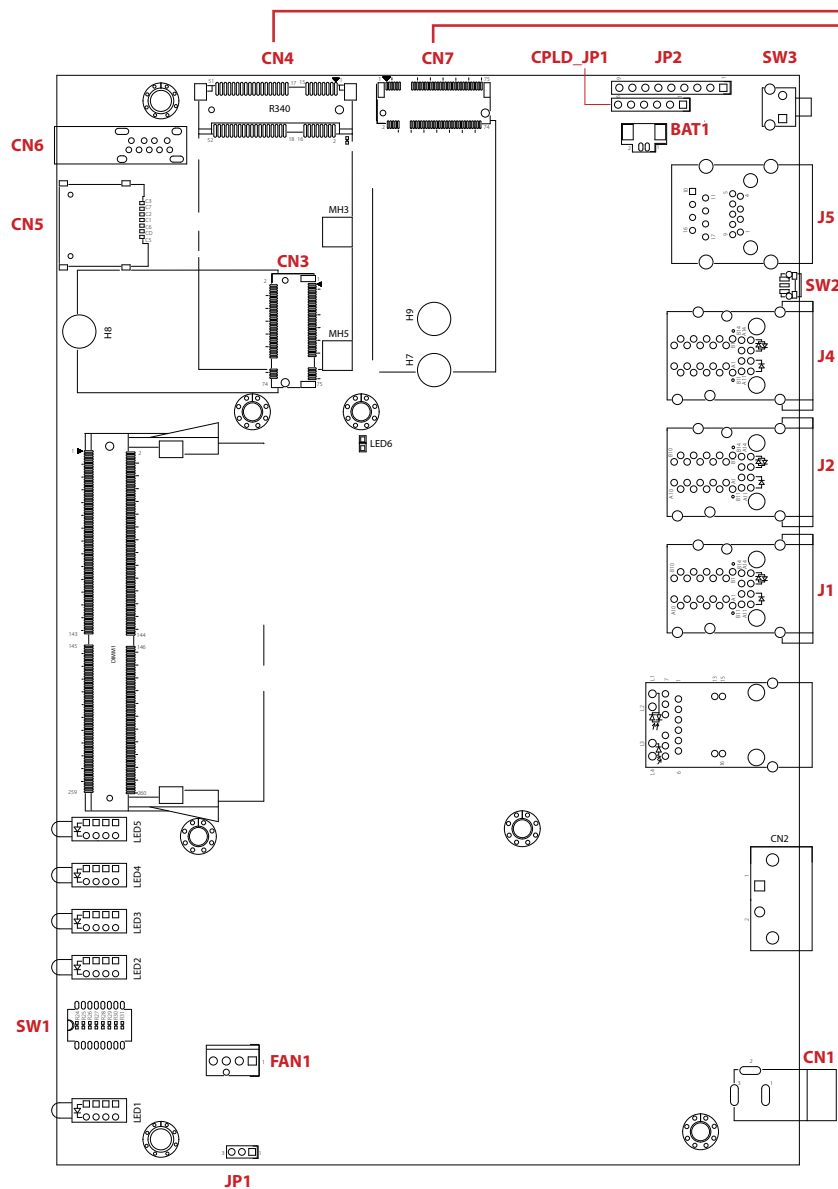


# DTA 1376 Quick Reference Guide



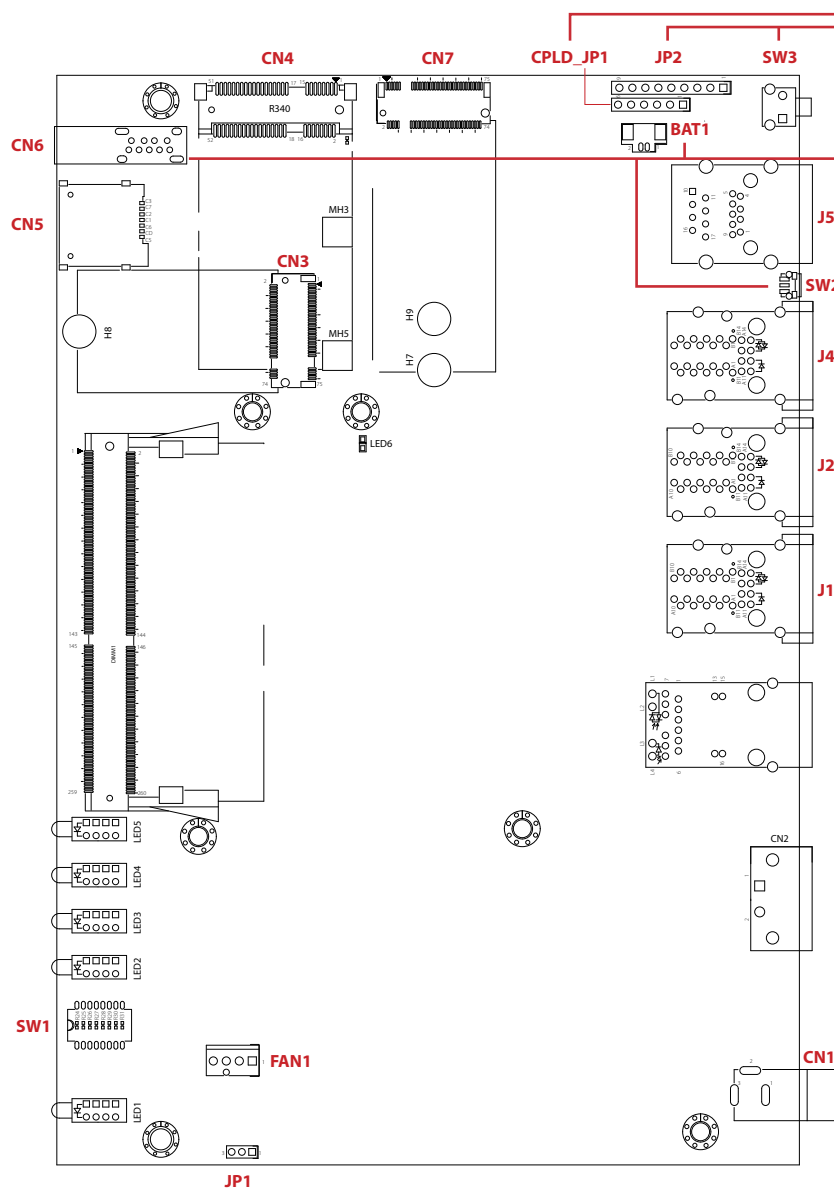
**CN4: mini-PCIe Wi-Fi Connector**

Pin	Signal	Pin	Signal	Pin	Signal
1	P3V3_MNPE	19	NC	37	GND
2	P3V3_MNPE	20	W_DISABLE_MNPE_N	38	TEST_POINT
3	NC	21	GND	39	P3V3_MNPE
4	GND	22	SOC_PLTRST_N	40	GND
5	NC	23	MNPE_RX_DN0_R	41	P3V3_MNPE
6	NC	24	P3V3_MNPE	42	P3V3_MNPE
7	CLKREQ_MNPE_N	25	MNPE_RX_DP0_R	43	GND
8	NC	26	GND	44	P3V3_MNPE
9	GND	27	GND	45	V5P0
10	NC	28	NC	46	P3V3_MNPE
11	PCIE2_REFCLK_S_N	29	GND	47	V5P0
12	NC	30	SMBUS_EKEY_CLK	48	NC
13	PCIE2_REFCLK_S_P	31	SD2_TX1_N	49	V5P0
14	NC	32	SMBUS_EKEY_DATA	50	GND
15	GND	33	SD2_TX1_P	51	V5P0
16	NC	34	GND	52	P3V3_MNPE
17	NC	35	GND		
18	GND	36	TEST_POINT		

**CN7: M.2 LTE Key B Connector**

Pin	Signal	Pin	Signal	Pin	Signal
1	NC	26	W_5G_DIS2#	51	GND
2	P3V3_BKEY	27	GND	52	BKEY_CLKREQ_N
3	GND	28	5G_COLAY_28	53	PCIIE1_REFCLK_S_N
4	P3V3_BKEY	29	NC	54	BKEY_PEWAKE#
5	GND	30	SIM_RST	55	PCIIE1_REFCLK_S_P
6	POWER_OFF_N	31	NC	56	TEST_POINT
7	NC	32	SIM_CLK	57	GND
8	W_5G_DIS1#	33	GND	58	TEST_POINT
9	NC	34	SIM_DATA	59	NC
10	5G_LED#	35	NC	60	NC
11	GND	36	SIM_PWR	61	NC
12	B KEY	37	NC	62	TEST_POINT
13	B KEY	38	5G_COLAY_38	63	NC
14	B KEY	39	GND	64	TEST_POINT
15	B KEY	40	NC	65	NC
16	B KEY	41	BKEY_RX_DN0	66	SIM_DET
17	B KEY	42	NC	67	MODULE_1P8_RST#
18	B KEY	43	BKEY_RX_DP0	68	5G_COLAY_68
19	B KEY	44	NC	69	M2_BKEY_CONFIG1
20	5G_COLAY_20	45	GND	70	P3V3_BKEY
21	M2_BKEY_CONFIG0	46	NC	71	GND
22	5G_COLAY_22	47	BKEY_TX_DN0	72	P3V3_BKEY
23	BKEY_WAN_WAKE#	48	NC	73	GND
24	5G_COLAY_24	49	BKEY_TX_DP0	74	P3V3_BKEY
25	5G_DPR	50	BKEY_RST_N	75	M2_BKEY_CONFIG2

# DTA 1376 Quick Reference Guide



**CPLD\_JP1: CPLD Program Connector**

Pin	Signal	Pin	Signal
1	V3P3_VSB	4	JTAG_CPLD_TDO
2	GND	5	JTAG_CPLD_TDI
3	JTAG_CPLD_TCK	6	JTAG_CPLD_TMS

**JP2: SD Card Signal Connector**

Pin	Signal
1	DAT2
2	DAT3
3	CMD
4	VDD
5	CLK
6	VSS
7	DAT0
8	DAT1
9	CD

**SW3: Power Button**

Pin	Signal
1	GND
2	PON_CPLD_BTN
3	GND
4	GND

**CN6: USB 3.0**

Pin	Signal
1	P5V
2	USB2_DN
3	USB2_DP
4	GND
5	USB3_RX_DN
6	USB3_RX_DP
7	GND
8	USB3_TX_DN
9	USB3_TX_DP
MH1	GND_chassis
MH2	GND_chassis
MH3	GND_chassis
MH4	NC

**BAT1: RTC Battery Holder**

Pin	Signal
1	GND
2	3V_BATT

**SW2: System Reset Button**

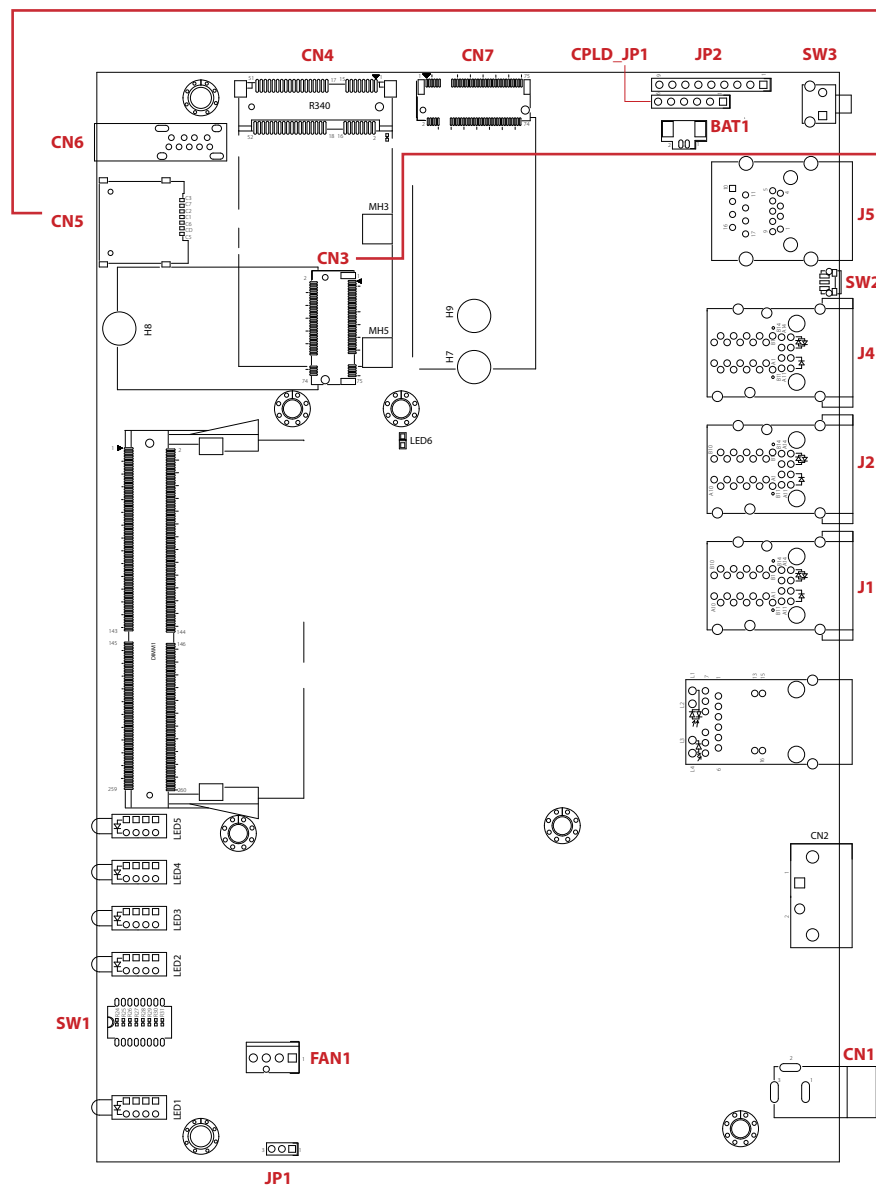
Pin	Signal
1	GND
2	RESET_BUTTON
3	GND

**J5: USB 3.0**

Pin	Signal	Pin	Signal
1	P5V	10	SP_RTS0_R
2	USB2_DN	11	SP_DTR0_R
3	USB2_DP	12	SP_TXD01_R
4	GND	13	GND
5	USB3_RX_DN	14	SP_DCD0_R
6	USB3_RX_DP	15	SP_RXD0_R
7	GND	16	SP_DSR0_R
8	USB3_TX_DN	17	SP_CTS0_R
9	USB3_TX_DP		
MH1	GND_chassis	MH4	GND_chassis
MH2	GND_chassis	MH5	GND_chassis
MH3	GND_chassis	MH6	GND_chassis



# DTA 1376 Quick Reference Guide



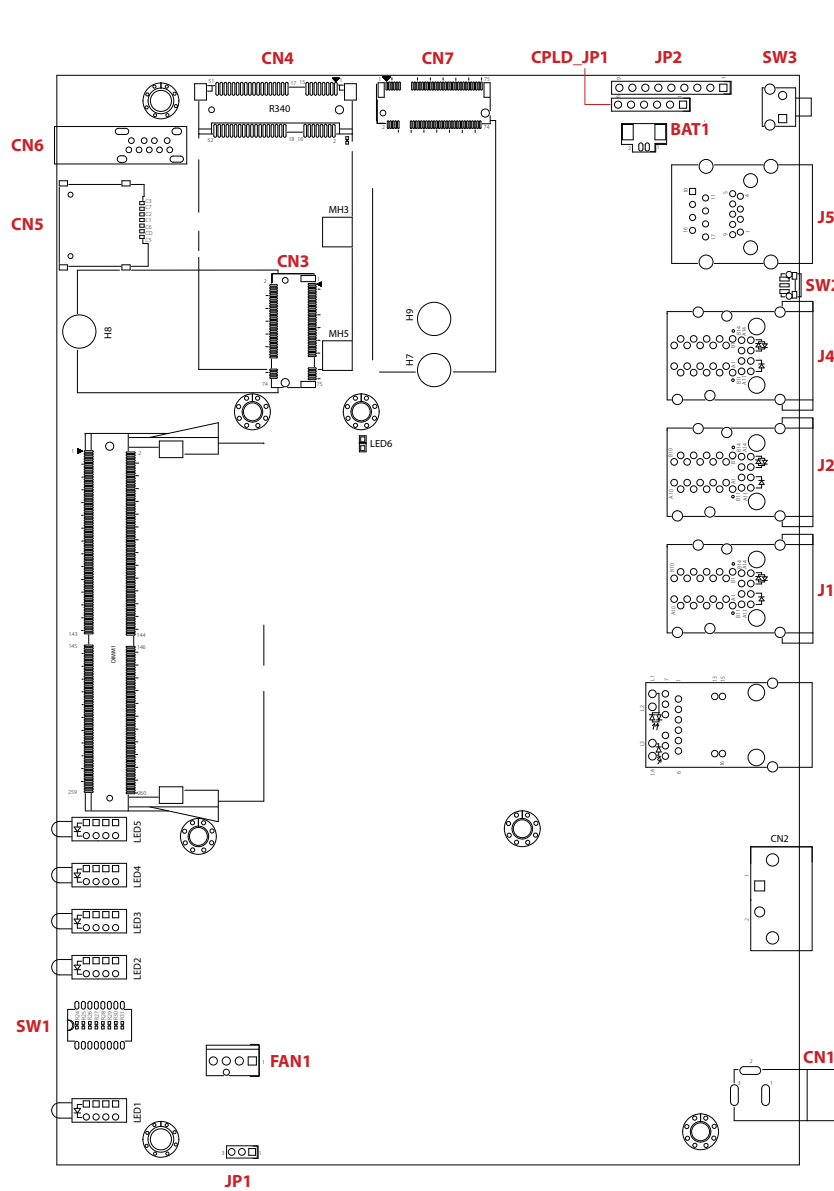
**CN5: Nano SIM Card Connector**

	Pin	Signal	Pin	Signal
	C1	VCC	C5	GND
	C2	RST	C6	VPP
	C3	CLK	C7	I/O
	CD	CD		

**CN3: M.2 SSD Key M NGFF Connector**

	Pin	Signal	Pin	Signal
	1	GND	2	P3V3_MKEY
	3	GND	4	P3V3_MKEY
	5	NC	6	NC
	7	NC	8	NC
	9	GND	10	NC
	11	NC	12	P3V3_MKEY
	13	NC	14	P3V3_MKEY
	15	GND	16	P3V3_MKEY
	17	NC	18	P3V3_MKEY
	19	NC	20	NC
	21	NC	22	NC
	23	NC	24	NC
	25	NC	26	NC
	27	GND	28	NC
	29	SD2_RX3_N	30	NC
	31	SD2_RX3_P	32	NC
	33	GND	34	NC
	35	SD2_TX3_N	36	NC
	37	SD2_TX3_P	38	NGFF_DEVSLP(Always Low)
	39	GND	40	NC
	41	SD2_RX2_N	42	NC
	43	SD2_RX2_P	44	NC
	45	GND	46	NC
	47	SD2_TX2_N	48	NC
	49	SD2_TX2_P	50	NGFF_PERST_N
	51	GND	52	SSD_CLKREQ#
	53	PCIE3_REFCLK_S_N	54	NC
	55	PCIE3_REFCLK_S_P	56	NC
	57	GND	58	NC
	59	M KEY	60	M KEY
	61	M KEY	62	M KEY
	63	M KEY	64	M KEY
	65	M KEY	66	M KEY
	67	NC	68	NGFF_SUSCLK
	69	NC	70	P3V3_MKEY
	71	GND	72	P3V3_MKEY
	73	GND	74	P3V3_MKEY
	75	GND		

# DTA 1376 Quick Reference Guide



**J4: LAN1-LAN6**

Pin	Signal	Pin	Signal
A1	PORT6_MDI0	B1	PORT5_MDI0
A2	PORT6_MDI1	B2	PORT5_MDI1
A3	PORT6_MDI2	B3	PORT5_MDI2
A4	PORT6_MDI3	B4	PORT5_MDI3
A5	PORT6_MDI4	B5	PORT5_MDI4
A6	PORT6_MDI5	B6	PORT5_MDI5
A7	PORT6_MDI6	B7	PORT5_MDI6
A8	PORT6_MDI7	B8	PORT5_MDI7
A9	VCC_A	B9	VCC_B
A10	GND_A	B10	GND_B
A11	V3P3	B11	V3P3
A12	1G_LAN6_LED_ACT	B12	1G_LAN5_LED_ACT
A13	1G_LAN6_LED_1000M	B13	1G_LAN5_LED_1000M
A14	1G_LAN6_LED_100M	B14	1G_LAN5_LED_100M
MH1	GND_chassis	MH4	GND_chassis
MH2	GND_chassis	MH5	GND_chassis
MH3	GND_chassis	MH6	GND_chassis
NH1	NC	NH2	NC

**J2: LAN1-LAN6**

Pin	Signal	Pin	Signal
A1	PORT4_MDI0	B1	PORT3_MDI0
A2	PORT4_MDI1	B2	PORT3_MDI1
A3	PORT4_MDI2	B3	PORT3_MDI2
A4	PORT4_MDI3	B4	PORT3_MDI3
A5	PORT4_MDI4	B5	PORT3_MDI4
A6	PORT4_MDI5	B6	PORT3_MDI5
A7	PORT4_MDI6	B7	PORT3_MDI6
A8	PORT4_MDI7	B8	PORT3_MDI7
A9	VCC_A	B9	VCC_B
A10	GND_A	B10	GND_B
A11	V3P3	B11	V3P3
A12	1545_LAN4_LED_ACT	B12	1545_LAN3_LED_ACT
A13	1545_LAN4_LED_1000M	B13	1545_LAN3_LED_1000M
A14	1545_LAN4_LED_100M	B14	1545_LAN3_LED_100M
MH1	GND_chassis	MH4	GND_chassis
MH2	GND_chassis	MH5	GND_chassis
MH3	GND_chassis	MH6	GND_chassis
NH1	NC	NH2	NC



# DTA 1376 Quick Reference Guide

